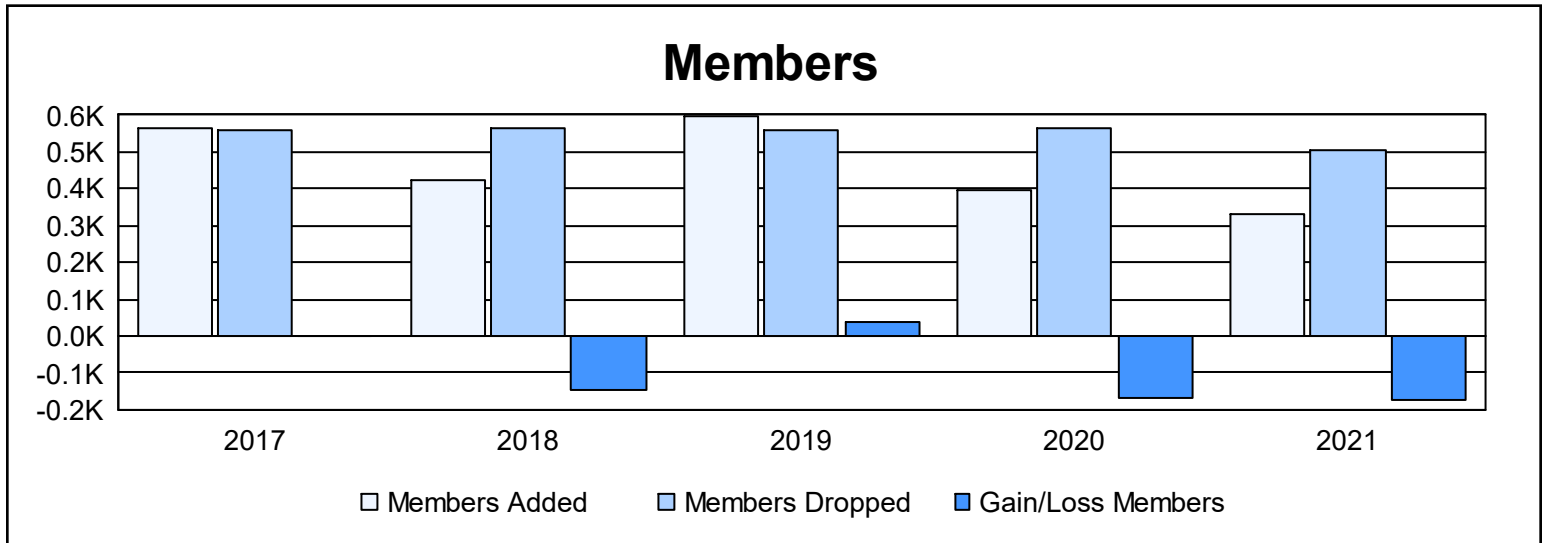
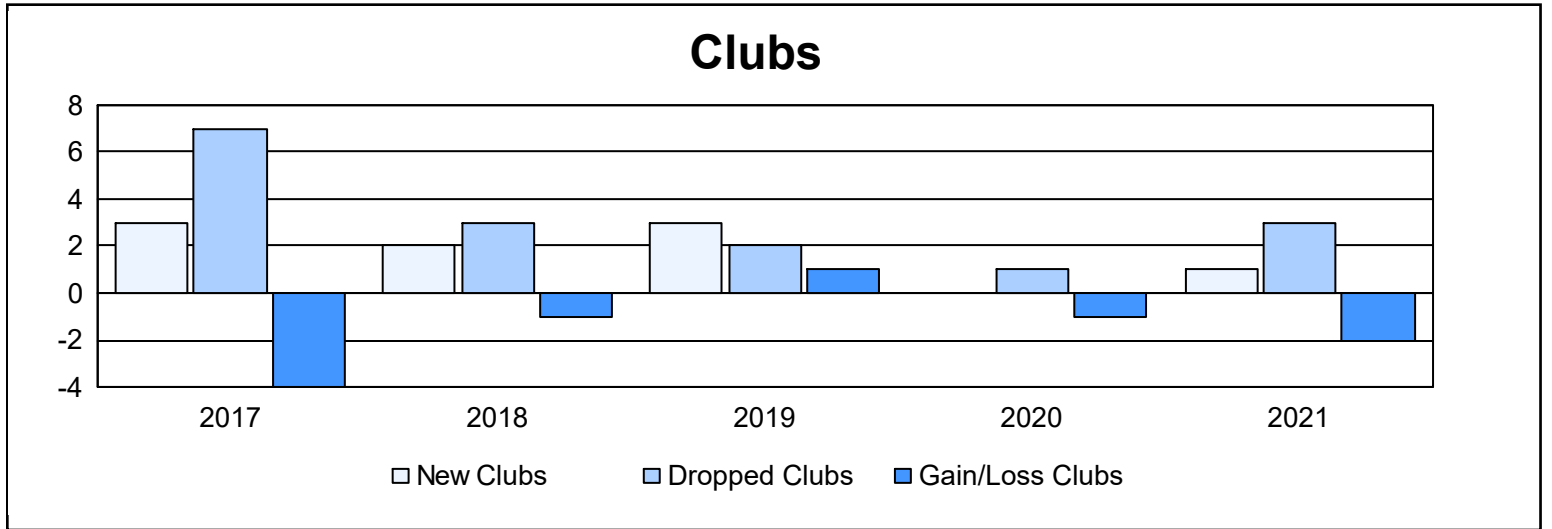
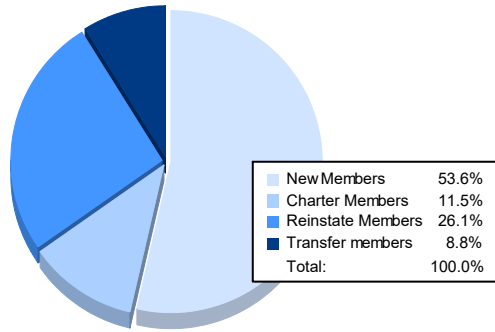


| Year | New Clubs | Dropped Clubs | Gain/ Loss Clubs | New Members | Charter Members | Reinstate Members | Transfer Members | Total Member Added | Total Members Dropped | Gain/ Loss Members |
|----------------|-----------|---------------|------------------|-------------|-----------------|-------------------|------------------|--------------------|-----------------------|--------------------|
| 2016-2017 | 3 | 7 | -4 | 407 | 83 | 14 | 58 | 562 | 561 | 1 |
| 2017-2018 | 2 | 3 | -1 | 303 | 59 | 10 | 51 | 423 | 567 | -144 |
| 2018-2019 | 3 | 2 | 1 | 449 | 83 | 20 | 46 | 598 | 561 | 37 |
| 2019-2020 | 0 | 1 | -1 | 319 | 8 | 14 | 53 | 394 | 563 | -169 |
| 2020-2021 | 1 | 3 | -2 | 177 | 38 | 86 | 29 | 330 | 504 | -174 |
| Average | 2 | 3 | -1 | 331 | 54 | 29 | 47 | 461 | 551 | -90 |



Membership Composition June 2021 Cumulative



Gender Composition June 2021 Cumulative

